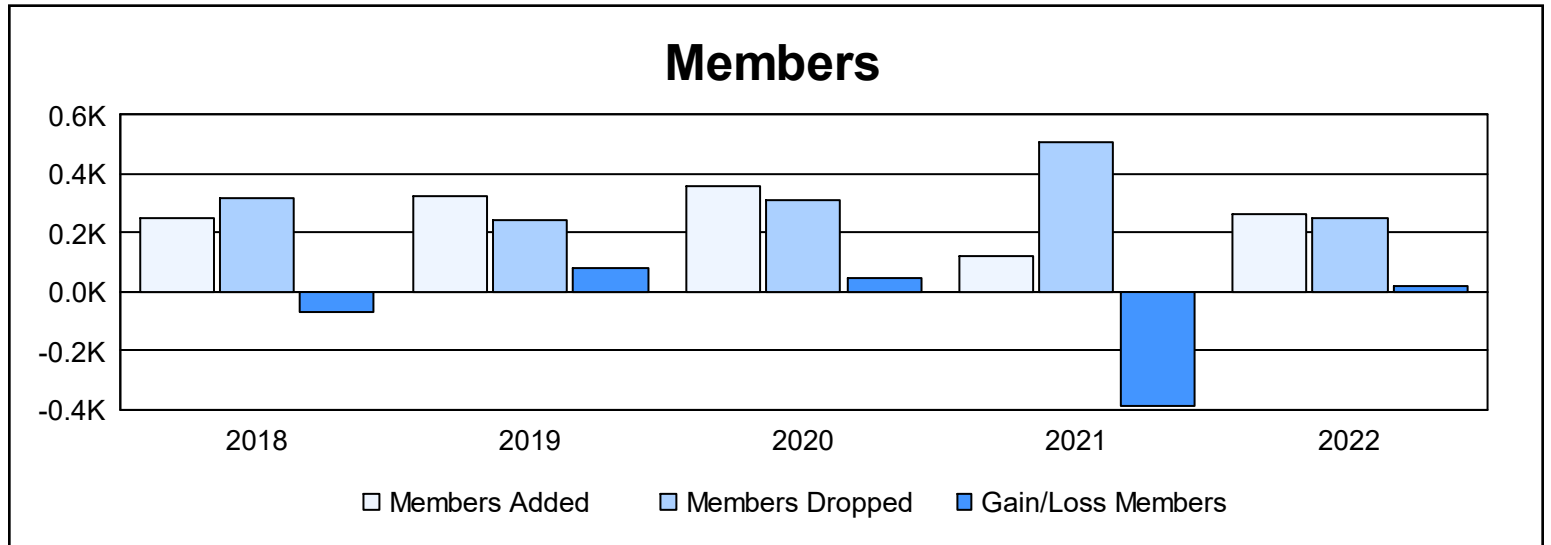
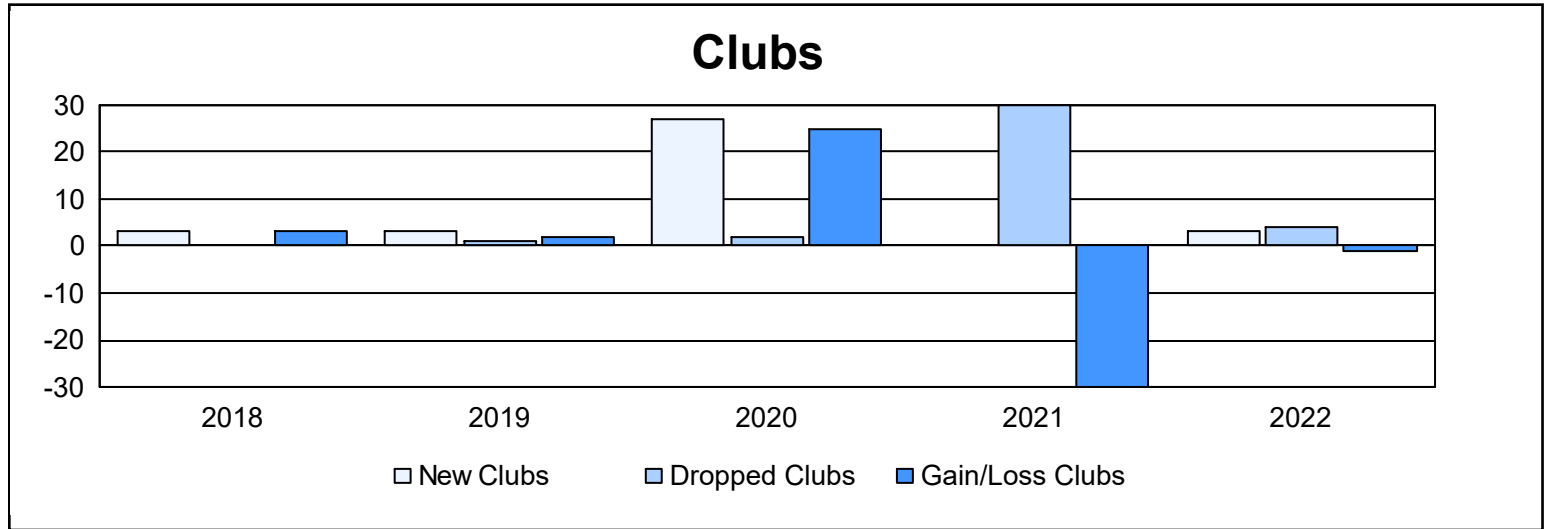
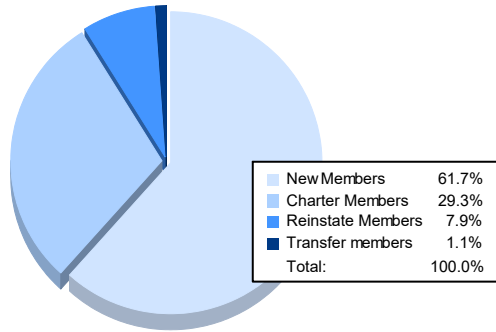


| Year | New Clubs | Dropped Clubs | Gain/ Loss Clubs | New Members | Charter Members | Reinstate Members | Transfer Members | Total Member Added | Total Members Dropped | Gain/ Loss Members |
|----------------|-----------|---------------|------------------|-------------|-----------------|-------------------|------------------|--------------------|-----------------------|--------------------|
| 2017-2018 | 3 | 0 | 3 | 155 | 75 | 12 | 5 | 247 | 316 | -69 |
| 2018-2019 | 3 | 1 | 2 | 249 | 71 | 4 | 3 | 327 | 245 | 82 |
| 2019-2020 | 27 | 2 | 25 | 118 | 233 | 10 | 0 | 361 | 311 | 50 |
| 2020-2021 | 0 | 30 | -30 | 101 | 8 | 4 | 7 | 120 | 506 | -386 |
| 2021-2022 | 3 | 4 | -1 | 164 | 78 | 21 | 3 | 266 | 248 | 18 |
| Average | 7 | 7 | 0 | 157 | 93 | 10 | 4 | 264 | 325 | -61 |



Membership Composition June 2022 Cumulative



Gender Composition June 2022 Cumulative

